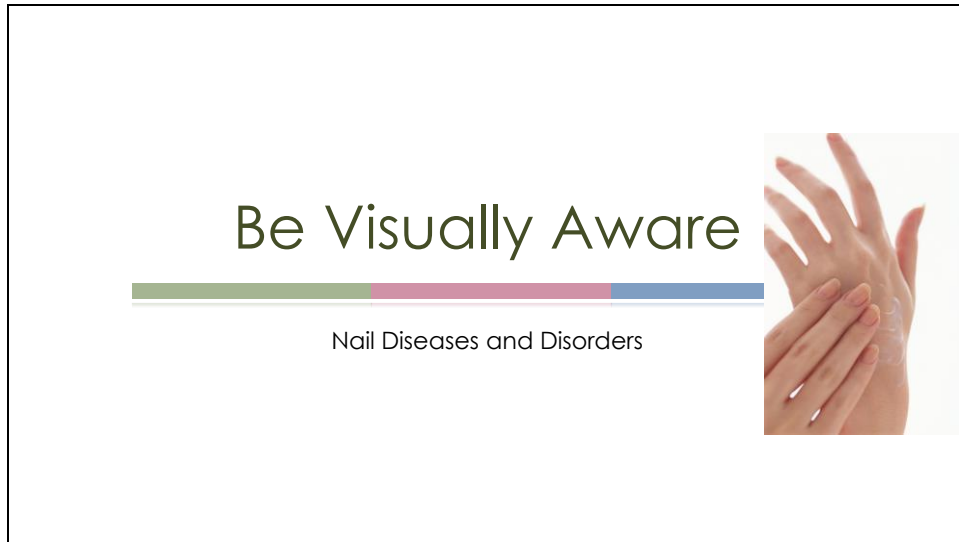


# Presentation Notes

## Be Visually Aware – Nail Diseases and Disorders

Slide 1



Be Visually Aware

Nail Diseases and Disorders

# Presentation Notes

## Be Visually Aware – Nail Diseases and Disorders

Slide 2

### Copyright

Copyright © Texas Education Agency, 2013. These Materials are copyrighted © and trademarked ™ as the property of the Texas Education Agency (TEA) and may not be reproduced without the express written permission of TEA, except under the following conditions:

- 1) Texas public school districts, charter schools, and Education Service Centers may reproduce and use copies of the Materials and Related Materials for the districts' and schools' educational use without obtaining permission from TEA.
- 2) Residents of the state of Texas may reproduce and use copies of the Materials and Related Materials for individual personal use only, without obtaining written permission of TEA.
- 3) Any portion reproduced must be reproduced in its entirety and remain unedited, unaltered and unchanged in any way.
- 4) No monetary charge can be made for the reproduced materials or any document containing them; however, a reasonable charge to cover only the cost of reproduction and distribution may be charged.

Private entities or persons located in Texas that are not Texas public school districts, Texas Education Service Centers, or Texas charter schools or any entity, whether public or private, educational or non-educational, located outside the state of Texas MUST obtain written approval from TEA and will be required to enter into a license agreement that may involve the payment of a licensing fee or a royalty.

For information contact: Office of Copyrights, Trademarks, License Agreements, and Royalties, Texas Education Agency, 1701 N. Congress Ave., Austin, TX 78701-1494; phone 512-463-7004; email: [copyrights@tea.state.tx.us](mailto:copyrights@tea.state.tx.us).

Copyright © Texas Education Agency, 2013. All rights reserved.

2

# Presentation Notes

## Be Visually Aware – Nail Diseases and Disorders

Slide 3

Nails  
Diseases  
Disorders



Copyright © Texas Education Agency, 2013. All rights reserved.

3

# Presentation Notes

## Be Visually Aware – Nail Diseases and Disorders

Slide 4

### Healthy nails



- A normal healthy nail is firm but flexible
- The surface is shiny, smooth, and unspotted
- A healthy nail is whitish and translucent in appearance

Copyright © Texas Education Agency, 2013. All rights reserved.

4

Nails are small mirrors of the general health of the entire body. Certain health conditions may first be revealed by a change in the nails, a visible disorder, or poor nail growth.

# Presentation Notes


## Be Visually Aware – Nail Diseases and Disorders

Slide 5

### Disorder

- A condition caused by injury or disease of the nail unit
- A cosmetologist should:
  - recognize normal and abnormal nail conditions
  - Understand what to do
  - Be able to help a client with a nail disorder

**Nail Disorders**  
(click on link)



Copyright © Texas Education Agency, 2013. All rights reserved. 5

If a client has a nail disorder:

- Tell the client that they have a disorder and suggest they see their physician for treatment.
- You may cosmetically improve certain nail plate conditions if the problem is cosmetic and not a medical condition or disorder.

YouTube™ video:

Nail Disorders

Dr. Scott Robertson shows examples of common finger and toe nail disorders.

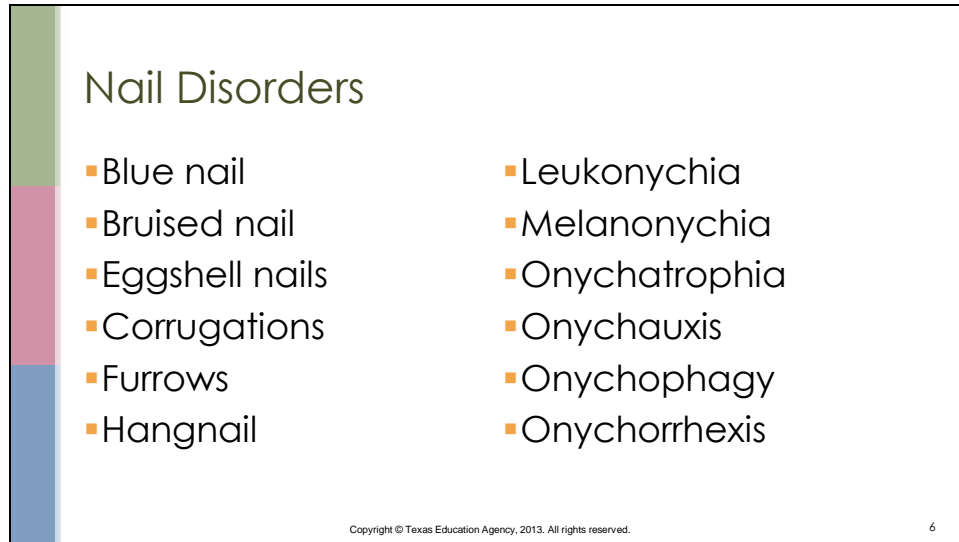
[http://youtu.be/LEPizQQul\\_Y](http://youtu.be/LEPizQQul_Y)

Note: video is only 3.50 minutes but repeats itself without voices.

# Presentation Notes

## Be Visually Aware – Nail Diseases and Disorders

Slide 6



Nail Disorders

- Blue nail
- Bruised nail
- Eggshell nails
- Corrugations
- Furrows
- Hangnail
- Leukonychia
- Melanonychia
- Onychatrophia
- Onychauxis
- Onychophagy
- Onychorrhhexis

Copyright © Texas Education Agency, 2013. All rights reserved. 6

### Causes:

Blue nail - caused by poor circulation, heart disorder, or medications

Bruised Nails - caused by an injury to the nail

Corrugations - caused by uneven growth of nails usually by illness or injury

Eggshell nails - may be caused by diet, illness, or medication

Furrows or Beau's Lines - usually a result of illness, injury or cancer. Seek a physician's diagnosis

Hangnail - caused by cutting off too much cuticle or carelessly removing tissue

Leukonychia - caused by an injury at the base of the nail

Melanonychia - caused by a localized area of increased pigment cells in the matrix bed

Onychatrophia - caused by an injury or disease

Onychauxis - caused by a local infection or imbalance

Onychophagy - a nervous habit of biting the nails

Onychorrhhexis - caused by many things; careless filing, vitamin deficiency, illness, exposure to strong soaps


# Presentation Notes

## Be Visually Aware – Nail Diseases and Disorders

Slide 7

### Diseases

- Should not be diagnosed or treated in the salon
- A medical examination is required
- Refer client to a physician



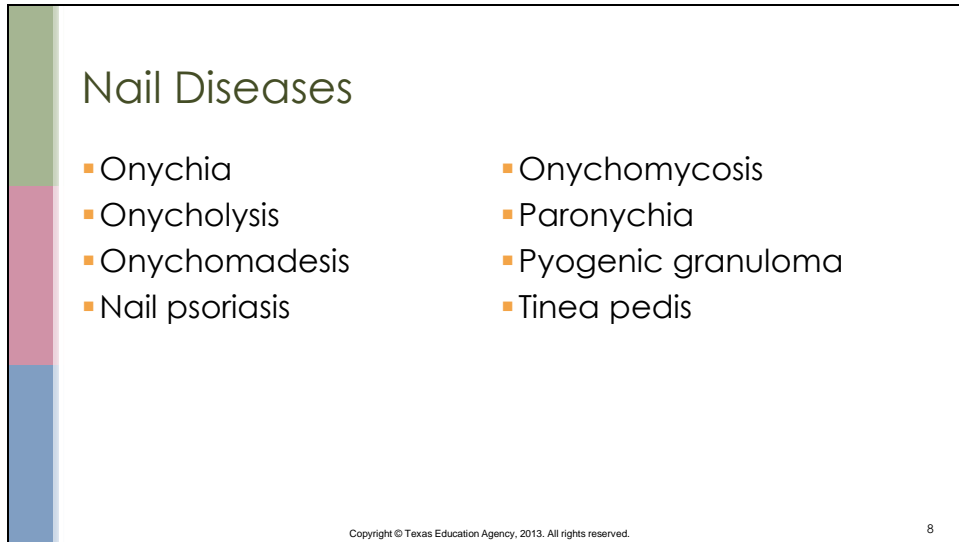
Copyright © Texas Education Agency, 2013. All rights reserved. 7

Any nail disease that shows signs of infection or inflammation (redness, pain, swelling, or pus) should not be diagnosed or treated in the salon. Medical examination is required for all nail diseases and any treatments will be determined by the physician.

# Presentation Notes

## Be Visually Aware – Nail Diseases and Disorders

Slide 8



### Nail Diseases

- Onychia
- Onycholysis
- Onychomadesis
- Nail psoriasis
- Onychomycosis
- Paronychia
- Pyogenic granuloma
- Tinea pedis

Copyright © Texas Education Agency, 2013. All rights reserved. 8

#### Symptoms:

Onychia - inflammation of the nail matrix, followed by shedding of the nail

Onycholysis – lifting of the nail plate from the nail bed, without shedding

Onychomadesis – separation and falling off of a nail plate from the nail bed

Nail psoriasis – tiny pits or severe roughness on the surface of the nail plate

Onychomycosis – fungal infection of the natural nail plate

Paronychia – bacterial inflammation of the tissues around the nail plate causing pus, swelling, and redness

Pyogenic granuloma – severe inflammation of the nail in which a lump of red tissue grows up from the nail bed to the nail plate

Tinea pedis – red, itchy rash on the skin on the bottom of feet and/or between the toes




# Presentation Notes

## Be Visually Aware – Nail Diseases and Disorders

Slide 9

### Nail Knowledge

- Know the structure and physiology of the nails
- Be creative
- Working on good healthy nails is a pleasure
- Working on unhealthy nails can be a danger to you, your client, and to the general public
- Begin with knowledge and grow from there




Copyright © Texas Education Agency, 2013. All rights reserved. 9

# Presentation Notes

## Be Visually Aware – Nail Diseases and Disorders

Slide 10

Questions?



Copyright © Texas Education Agency, 2013. All rights reserved. 10

# Presentation Notes

## Be Visually Aware – Nail Diseases and Disorders

Slide 11

### Resources and Reference

- Textbook:

- (2004). *Milady standard cosmetology*. Clifton Park, New York: Thompson Delmar Learning.
- Frangie, C.M. (2012). *Milady Standard Cosmetology*. Clifton Park, NY: Cengage Learning

YouTube™ video:

- Nail Disorders

Dr. Scott Robertson shows examples of common finger and toe nail disorders.

[http://youtu.be/LEPizQQul\\_Y](http://youtu.be/LEPizQQul_Y)

Copyright © Texas Education Agency, 2013. All rights reserved.

11