

Presentation Notes

Leaving on a Jet Plane

Slide 1



Should you choose a career in the Hospitality and Tourism industry, you may service clients who wish to visit foreign countries. This type of travel is not packing your bags, heading out for wherever and if you need anything, go to the store and purchase it. This type of travel involves pre-planning, research and can include specific guidelines.

Presentation Notes

Leaving on a Jet Plane

Slide 2

Copyright

Copyright © Texas Education Agency, 2015. These Materials are copyrighted © and trademarked ™ as the property of the Texas Education Agency (TEA) and may not be reproduced without the express written permission of TEA, except under the following conditions:

- 1) Texas public school districts, charter schools, and Education Service Centers may reproduce and use copies of the Materials and Related Materials for the districts' and schools' educational use without obtaining permission from TEA.
- 2) Residents of the state of Texas may reproduce and use copies of the Materials and Related Materials for individual personal use only, without obtaining written permission of TEA.
- 3) Any portion reproduced must be reproduced in its entirety and remain unedited, unaltered and unchanged in any way.
- 4) No monetary charge can be made for the reproduced materials or any document containing them; however, a reasonable charge to cover only the cost of reproduction and distribution may be charged.

Private entities or persons located in Texas that are **not** Texas public school districts, Texas Education Service Centers, or Texas charter schools or any entity, whether public or private, educational or non-educational, located **outside the state of Texas** *MUST* obtain written approval from TEA and will be required to enter into a license agreement that may involve the payment of a licensing fee or a royalty.

For information contact: Office of Copyrights, Trademarks, License Agreements, and Royalties, Texas Education Agency, 1701 N. Congress Ave., Austin, TX 78701-1494; phone 512-463-7004; email: copyrights@tea.state.tx.us

Copyright © Texas Education Agency, 2015. All rights reserved.

2

Presentation Notes

Leaving on a Jet Plane

Slide 3



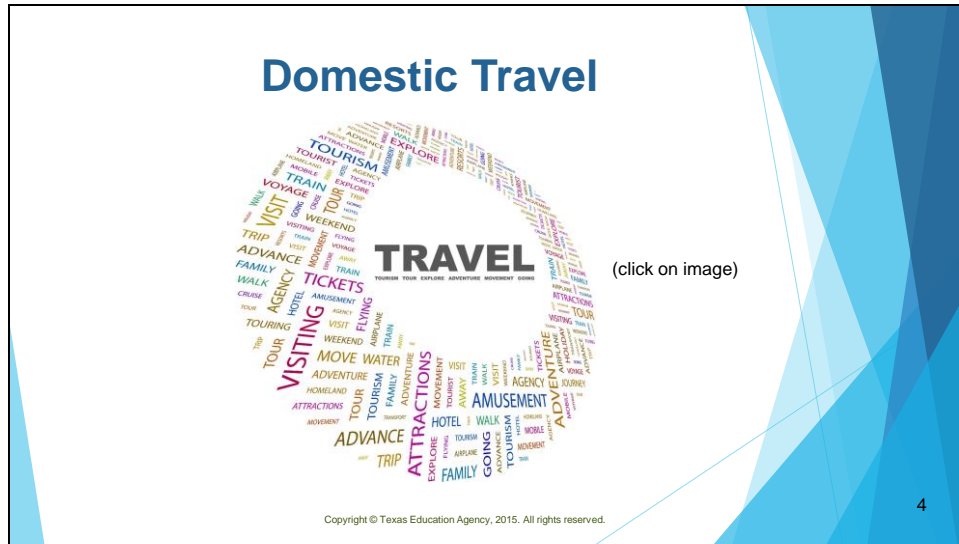
Teacher note: As students watch, have them write three “I wonder” statements about traveling abroad. If students wish, they may volunteer to share their statements. Allow time for classroom discussion.

Time is Nothing
A five minute trip around the world.
[https://youtu.be/UGnrTOF-Igs`](https://youtu.be/UGnrTOF-Igs)

Presentation Notes

Leaving on a Jet Plane

Slide 4



What is domestic travel? Domestic travel is considered to be travel to one of the 50 contiguous states.

Since the terror attacks in New York City in 2001, domestic air travel within the United States has been subject to new security rules and regulations. Before a domestic flight, you must take certain steps to protect yourself and others. According to USA Today, domestic travelers must be aware of the following:

- Checked baggage
- Flight information
- Health preparations
- Proper identification documents
- Rules for carry-on baggage

Teacher note: Click on the image on the slide and discussion each section of the article. Allow time for class discussion.

USA Today

Preparations for Domestic Air Travel

<http://traveltips.usatoday.com/preparations-domestic-air-travel-12515.html>

Presentation Notes Leaving on a Jet Plane

Slide 5

International Travel



Copyright © Texas Education Agency, 2015. All rights reserved.

5

What is international travel? International travel is considered departure from the legal boundaries of the United States to visit other countries. What are the requirements to travel abroad? It would depend on the country you were visiting. Every country is different. All persons traveling abroad should possess a valid, unexpired U.S. passport.

Presentation Notes

Leaving on a Jet Plane

Slide 6

Applying for a U.S. Passport



(click on image)

Copyright © Texas Education Agency, 2015. All rights reserved.

6

A Recipe for Applying in Person for a U.S. Passport

Applying in person for a U.S. passport is as easy as following a recipe. With this step by step video guide, we give you all of the ingredients you'll need to make a passport so you can get out and enjoy a tasty, travel treat!

<https://youtu.be/SDeJqRyL3JY>

Presentation Notes

Leaving on a Jet Plane

Slide 7



We live in a different world today. A world traveler needs to be conscious of threat levels. Enrolling in the free STEP allows the United States government to contact you in case of an emergency, or if they need to evacuate U.S. citizens. The benefits of enrolling in the program are:

- Receiving important information from the Embassy about safety conditions in your destination country, helping you make informed decisions about your travel plans
- Helping the U.S. Embassy contact you in an emergency, whether natural disaster, civil unrest, or family emergency
- Helping family and friends get in touch with you in an emergency

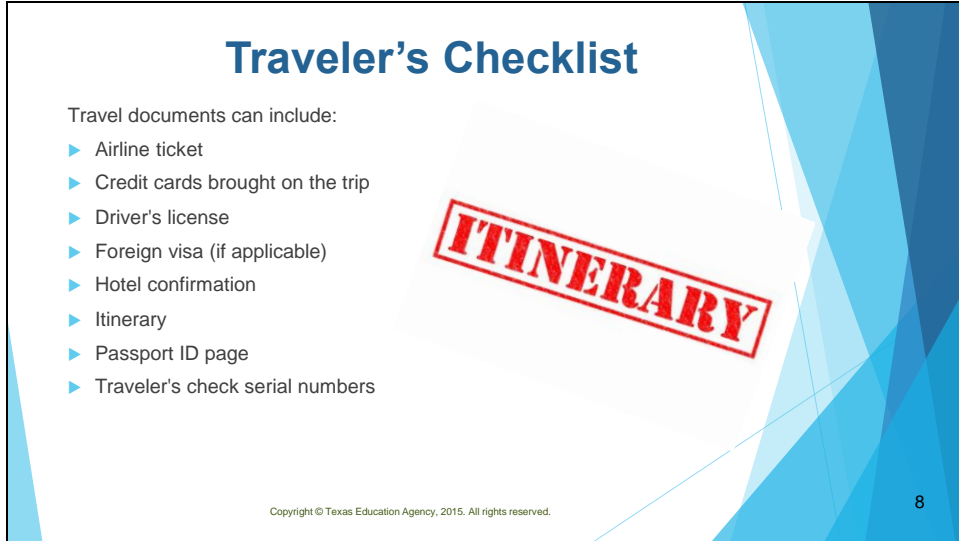
Smart Traveler Enrollment Program (STEP)

The Smart Traveler Enrollment Program (STEP) is a free service to allow U.S. citizens and nationals traveling abroad to enroll their trip with the nearest U.S. Embassy or Consulate.
<https://step.state.gov/step/>

Presentation Notes

Leaving on a Jet Plane

Slide 8



Traveler's Checklist

Travel documents can include:

- ▶ Airline ticket
- ▶ Credit cards brought on the trip
- ▶ Driver's license
- ▶ Foreign visa (if applicable)
- ▶ Hotel confirmation
- ▶ Itinerary
- ▶ Passport ID page
- ▶ Traveler's check serial numbers

Copyright © Texas Education Agency, 2015. All rights reserved.

8

The slide features a blue geometric background on the right side. A white document with a red stamp that says "ITINERARY" is shown in the center-right area.

According to Travel.state.gov, a trip requires careful planning. There are important steps an individual can take to prepare for a safe trip anywhere outside the United States. Search for a destination to view more specific information about that country or area. The steps include:

- Getting there
 - Be aware of any travel alerts and warnings for the destination
 - Do you have all required travel documents?
 - Are you prepared for an emergency?
 - Do you plan to drive overseas?
 - Pack smart
 - Do you have photocopies of your itinerary and travel documents?
- Your Safety
 - Prepare to handle money overseas
 - Learn about local laws and customs
- Your Health
 - Do you need any new vaccinations?
 - Do you know how to find medical help abroad?
 - Does your health insurance cover you outside the U.S.?
 - Are you taking any prescriptions or other medications?

Presentation Notes

Leaving on a Jet Plane

Slide 9

Getting Help in an Emergency

Locate the Nearest Embassy or Consulate

Enter a Country or Area

The State Department's Role in a Crisis

LEARN MORE

Emergency Resources

- Lost & Stolen Passports
- Medical Emergencies
- Victims of Crime
- Arrest & Detention
- Missing Persons & Contacting Loved Ones
- Parental Child Abductions
- Death Abroad
- Natural Disasters
- The State Department's Role in a Crisis

Call Overseas Citizens Services

In an emergency, please contact the nearest U.S. Embassy or Consulate or call these numbers:

- From the U.S. & Canada: 1-888-407-4747
- From Overseas: +1 202-501-4444

Report a Lost or Stolen Passport

- From the U.S. & Canada: 1-888-407-4747
- From Overseas: +1 202-501-4444

LEARN HOW

Source: Travel.state.gov

Copyright © Texas Education Agency, 2015. All rights reserved.

9

What kind of emergencies can occur when traveling abroad? Emergencies can include:

- Arrests and detentions
- Death abroad
- Lost or stolen passports
- Medical emergencies
- Missing persons and contacting love ones
- Natural disasters
- Parental child abductions
- Victims of crimes

It is always important to know how to locate the nearest embassy or consulate in each country you are visiting.

U.S. Passports and International Travel

To Get Help in an Emergency.

<http://travel.state.gov/content/passports/english/emergencies.html>

Presentation Notes

Leaving on a Jet Plane

Slide 10

Travel Alerts and Warnings

Travel Alerts & Warnings

Alerts & Warnings

- Worldwide Caution
January 9, 2015
- El Salvador Travel Warning
June 22, 2015
- Iraq Travel Warning
June 22, 2015
- Sudan Travel Warning
June 15, 2015
- Potential Implications for Travel Because of Ebola in Parts of West Africa
June 12, 2015

SEE ALL TRAVEL ALERTS AND WARNINGS ▶

Source: Travel.state.gov

Copyright © Texas Education Agency, 2015. All rights reserved.

10

Before you plan on visiting a country, find out about any travel alerts and warnings that might be associated with the country. What is the difference between an alert and a warning? According to the U.S. Department of State, they issue a Travel Warning when they want you to consider very carefully whether you should go to a country at all. Examples of reasons for issuing a Travel Warning might include unstable government, civil war, ongoing intense crime or violence, or frequent terrorist attacks. They want you to know the risks of traveling to these places and to strongly consider not going to them at all. Travel Warnings remain in place until the situation changes; some have been in effect for years.

They can issue a Travel Alert for short-term events they think you should know about when planning travel to a country. Examples of reasons for issuing a Travel Alert might include an election season that is bound to have many strikes, demonstrations or disturbances; a health alert like an outbreak of H1N1; or evidence of an elevated risk of terrorist attacks. When these short-term events are over, they will cancel the Travel Alert.

For additional information, visit:

U.S. Department of State

Travel alerts and warnings for travelers.

<http://travel.state.gov/content/passports/english/alertswarnings.html>

Presentation Notes

Leaving on a Jet Plane

Slide 11



How to Travel Abroad: Encountering New Cultures With Courtesy when Traveling Abroad
How to research and get along with different cultures when traveling abroad in foreign countries; get expert tips and advice on international travel in this free instructional video.
https://youtu.be/is4_pITQYQI

Introduce the importance of knowing cultures and travel tips. As a class watch a short video then have a brief discussion on what differences other countries might have, and what are some tips they can think of that might make travel easier.

Presentation Notes

Leaving on a Jet Plane

Slide 12



The infographic below is related to this lesson. Allow students to view the image on a projector and lead a discussion concerning the information provided.

Global Travel Trends

Get a unique view into travel trends and preferences of leisure and business travelers around the world.

<http://www.slideshare.net/KenHerron/global-travel-trends-infographic>

Presentation Notes

Leaving on a Jet Plane

Slide 13



Plan ahead to hire an English speaking guide. In some countries the traveler may encounter some English speakers. However, in countries like China, very few people speak English. It would be worth the investment to hire someone to interpret for you. Some countries consider it a sign of respect if you try to speak some simple words in their language. The cost might average \$15.00 to \$20.00 per day.

Presentation Notes

Leaving on a Jet Plane

Slide 14



Be careful of what you eat and drink. In the United States we are fortunate to have treated and clean water available for our use. This is not the case in all countries. Food and drinks may be prepared with contaminated water. It would include ice cubes, rinsing fresh produce and drinking water. To prevent any related health issues, eat only cooked food and don't use ice cubes. Some countries don't even use ice in their drinks and consider it an insult for someone to ask.

Presentation Notes

Leaving on a Jet Plane

Slide 15

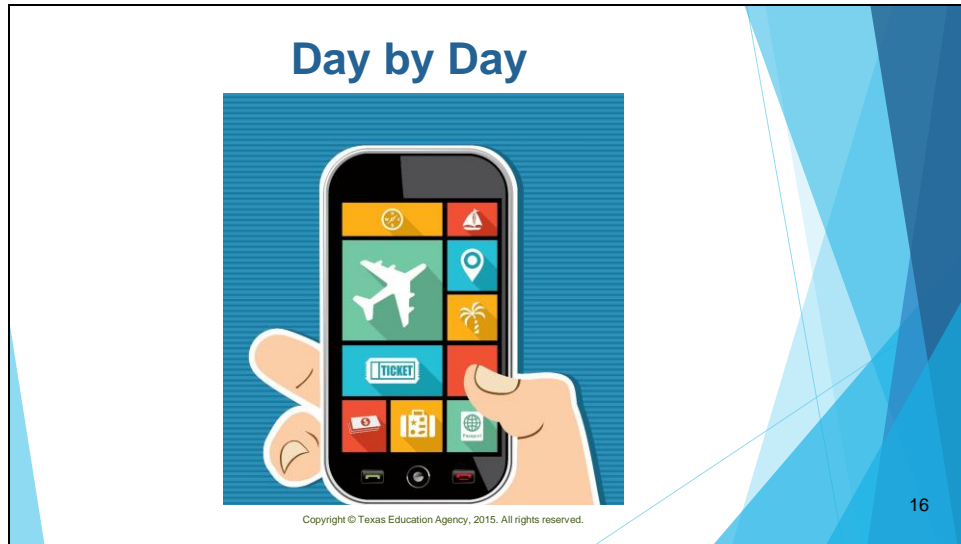


Have you ever traveled in the United States and had your luggage lost? It is difficult enough to get your luggage returned when you speak the same language. Imagine the challenge of trying to retrieve lost luggage if you don't speak the same language. If you have a photo of your luggage available, it may make it easier to locate your luggage.

Presentation Notes

Leaving on a Jet Plane

Slide 16



Make a daily itinerary of your travel plans. It should include flight information, methods of traveling (bus or train) information, confirmation numbers for hotels, scheduled tours, any pre-paid services, the name, address and phone number of the hotel or lodging you will be using. You should also leave a copy of the itinerary with family or a friend in case you need to be reached in an emergency.

Presentation Notes

Leaving on a Jet Plane

Slide 17



Many of us have health insurance here at home, but it may not cover medical needs in a different country. It is a good idea to purchase travel health insurance for any medical emergencies, and consider medical evacuation protection. If you were to get hurt, or in a natural disaster and need to be evacuated, you would have to pay for it out of your pocket. The evacuation protection would offset these costs.

Presentation Notes

Leaving on a Jet Plane

Slide 18



If you take prescription medicine on a regular basis, be sure to bring your medicine with you in the prescription container it comes in. Also, plan ahead for other illness that may creep their way into your system. Bring medication:

- Anti-biotic medicine
- Indigestion medicine
- Motion sickness medicine
- Prescription drugs in labeled bottles

Presentation Notes Leaving on a Jet Plane

Slide 19



Bring multiple copies of your passport in case your original is lost or stolen.

Alert your credit card companies of your travel plans.

Presentation Notes

Leaving on a Jet Plane

Slide 20



If you are traveling to Europe you probably won't need to visit a travel doctor. However, if you are going somewhere like the Middle East, Africa or South America you will want to see a travel doctor so they may research any health issues and properly prepare you for your travels. Your physician can research diseases and health issues for the country you are visiting. They can also issue any vaccinations you may be required to have before entering another country.

Presentation Notes

Leaving on a Jet Plane

Slide 21




Before you go on your trip, do a little research about your travel destination. If you were traveling to a foreign country, what information would be important to know beforehand? Allow time for students to brainstorm. You may opt to assign a scribe to write the responses on the board. Allow time for class discussion. Possible questions might include:

- Are there customs you need to be aware of?
- Are their meal times the same, and what about food served at the meals?
- Once you are at your destination, how do you get around town – walk, train, bike, car?
- What is considered everyday etiquette?

Presentation Notes

Leaving on a Jet Plane

Slide 22



With a little research, precautionary measures and a lot of planning, international traveling can be a positive, memorable experience.

Presentation Notes Leaving on a Jet Plane

Slide 23



Copyright © Texas Education Agency, 2015. All rights reserved.

23

Presentation Notes

Leaving on a Jet Plane

Slide 24

References and Resources

Images:

- ▶ Infographic – Global Travel Trends
- ▶ Photos obtained through a license with Shutterstock.com™.
- ▶ [Travel.state.gov](http://travel.state.gov)

Textbook:

- ▶ Reynolds, J. (2010). Hospitality services food and lodging. (Second ed.). Tinley Park, Illinois: Glenco, McGraw-Hill.

Websites:

- ▶ [Independent Traveler.com](http://www.independenttraveler.com)
Ten things you should never wear when traveling abroad.
<http://www.independenttraveler.com/travel-tips/passports-and-international-travel/10-things-you-should-never-wear-when-traveling-abroad>
- ▶ USA Today
Preparations for Domestic Air Travel.
<http://traveltips.usatoday.com/preparations-domestic-air-travel-12515.html>
- ▶ U.S Department of State
Learn about your destination.
<http://travel.state.gov/content/passports/english/country.html>

Copyright © Texas Education Agency, 2015. All rights reserved.

24

Presentation Notes

Leaving on a Jet Plane

Slide 25

References and Resources

- ▶ U.S. Department of State
Traveler's checklist and tips.
<http://travel.state.gov/content/passports/english/go/checklist.html>
- ▶ USA.Gov.com
International travel information
<http://www.usa.gov/Citizen/Topics/Travel/International.shtml>

YouTube™:

- ▶ How to Travel Abroad: Encountering New Cultures With Courtesy when Traveling Abroad
How to research and get along with different cultures when traveling abroad in foreign countries; get expert tips and advice on international travel in this free instructional video.
https://youtu.be/is4_p1TQYQI
- ▶ Time is Nothing
A five minute trip around the world.
<https://youtu.be/UGnrT0F-Igs>

Copyright © Texas Education Agency, 2015. All rights reserved.

25