

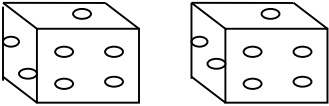



Think-Ink-Pair-Share Activity

The Think-Ink-Pair-Share activity is an excellent prior knowledge activity that helps you to focus your thoughts on a specific topic. The teacher will provide you with a question or topic. You are to first think about what you already know, and then record your ideas and pair up with someone to share what you wrote. The final step is to participate in a large group discussion.

Topic: _____

| Activity | Action | Student Response | |
|--|--|------------------|------------|
| Think  | Think about the topic or question(s) posed by the teacher. | | |
| Ink  | Think about the topic or question(s) and jot down your ideas - a web, words, pictures, numbers, and definitions or provide examples. | | |
| Pair  | With a partner, share your ideas, discuss your responses, clarify ideas and challenge your responses. | Partner #1 | Partner #2 |
| Share  | Share your ideas with another pair, or in a large group discussion. It is important to share your partner's ideas as well as your own. | Partner #1 | Partner #2 |

On the back of the handout, write a brief summary as to whether or not your answers to the original prompt changed after discussing it with a partner.