

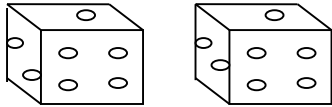



Name \_\_\_\_\_ Period \_\_\_\_\_ Date \_\_\_\_\_

## Think-Ink-Pair-Share: Workplace Ethics

The Think-Ink-Pair-Share activity is an excellent prior knowledge activity that helps you to focus your thoughts on specific topic. The teacher will give you a question or topic and you are to first think about what you know, and then record your ideas down, pair up with someone to share what you wrote. The final stage is a large group discussion.

Topic: \_\_\_\_\_

Activity	Action	Student Response	
<b>Think</b> 	Think about the topic or question(s) posed by the teacher.		
<b>Ink</b> 	Think about the topic or question(s) and jot down your ideas through: a web, words, pictures, numbers, definitions or examples.		
<b>Pair</b> 	Turn to face your partner and work together to share your ideas, discuss your responses, clarify ideas and challenge your responses.	Partner #1	Partner #2
<b>Share</b> 	As a pair, share your ideas with another pair, or as a large group discussion. It is important to share your partner's ideas as well as your own.	Partner #1	Partner #2

Write a brief summary as to whether or not your answers to the original prompt changed after discussing it with a partner \_\_\_\_\_